



A VIEW OF A VIBRANT REGION

The Greater Wichita region is made up of 10 counties: Butler, Cowley, Harper, Harvey, Kingman, Marion, McPherson, Reno, Sedgwick and Sumner. A varied physical landscape offers a surprising mix of choices in urban, suburban, and rural communities, as well as an abundance of positive economic opportunity for all types of business.

90.5%

HIGH SCHOOL GRADUATE
OR HIGHER

\$59K

MEDIAN HOUSEHOLD
INCOME

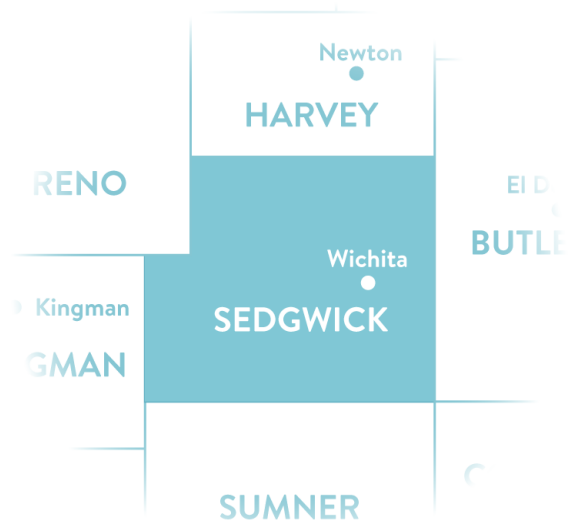
799K

TOTAL POPULATION

19.7

MINUTE AVERAGE
COMMUTE TIME

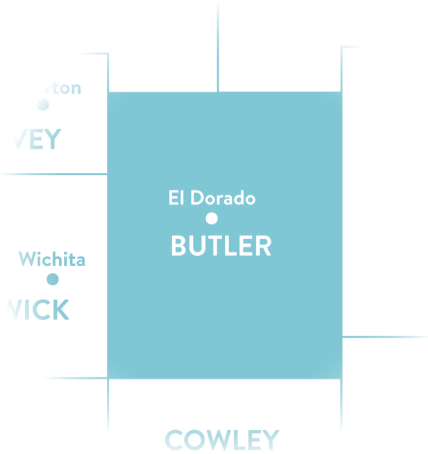
Wichita: A Top 50 U.S. City — The state’s largest city has a population of about 400,000, and is located in **Sedgwick County** with more than half a million people while the 10-county region has 799,000. It is ranked among the nation’s 50 largest cities and is known as the **Air Capital of the World**. A hub of industrial, business, cultural and educational activities, the city features a revitalized downtown, a wide selection of museums and attractions, and a culture characterized by a sense of entrepreneurialism, independence and striking community pride.





Within the 10-county region are many cities and communities important to the economic vitality of the area, each with its own mix of industries and cultural amenities that fit every need.

El Dorado, the county seat of **Butler County**, is nestled in the picturesque Flint Hills, an ideal location for companies looking for a rich industrial water source with access to transportation, land and talent. El Dorado is home to **BG Products**, **Global Parts Aero**, **HollyFrontier Refining**, **Pioneer Balloon** and **Vornado**. A population of 13,000 is drawn to appealing residential quality of life factors and amenities, including five new schools, a vibrant downtown, a new sports stadium and performing arts center.



With a population of 20,000, **Newton** is the county seat of **Harvey County**, and is conveniently located at the intersection of I-35, U.S. Hwy 50, and U.S., Hwy 81. Home to **Newton Medical Center** and an active and diverse business community, the city is a key location for the **BNSF Railway** and hosts an **Amtrak** station.



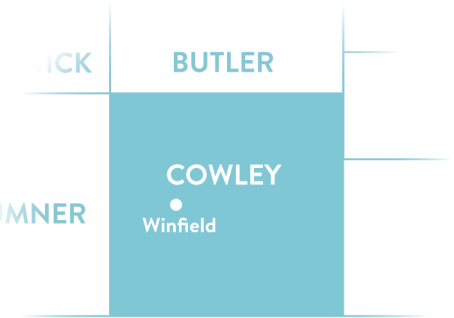
Hutchinson, (often called “Hutch”), the county seat of **Reno County**, offers a population of 42,000 and has been home to salt mines since 1887. The city hosts the Kansas State Fair and the National Junior College Athletic Association Basketball Tournament and features the **Cosmosphere**, an international science education and space center, and **Strataca**, the underground salt museum. Hutch is home to multiple healthcare facilities, **Dillons Companies** and **Tyson Prepared Foods**.



Located on the northern edge of the region, **McPherson** is a county seat of **McPherson County** with a population of about 13,500. Local retail and cultural activities thrive here with the refurbished historic **McPherson Opera House** as a prime attraction.



Winfield, the county seat of **Cowley County**, is situated along the Walnut River and features about 12,000 residents. Nearby **Winfield Lake** offers recreation and the county fairgrounds play host to seasonal gatherings, including the internationally attended **Walnut Valley Bluegrass Festival** held each September.



Kingman, the county seat of **Kingman County**, is a community of about 4,000 located less than an hour west of Wichita along the Ninnescah River, and is experiencing a wave of progress, with its downtown district enjoying new shopping and dining options and a new master plan for future development.



Dive Into The Data

Explore detailed listings for each county within the region and find statistics for these categories:

Greater Wichita Region Counties

Demographics

Workforce

Major Employers

Operational Cost

Wages and Income

Regional Growth Plan



Executive Vice President of Economic Development
ANDREW NAVE

(316) 500.6650
andrew@greaterwichitapartnership.org



The Greater Wichita Partnership stands ready to assist you in identifying specific opportunities within the region. Contact us directly for strategic solutions, incentives, presentations and reports designed to help you.

[Contact Andrew](#)